



620 Metric Series Single Action Pins

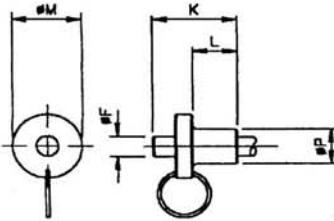


MADE TO ORDER

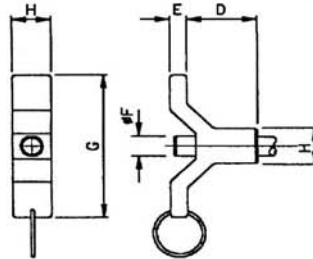
QUICK RELEASE PIN MATERIAL CODES	
Material Code	'C'
Pin Body	Stainless Steel AISI 431 heat treated to Rc.40
Actuating Rod	AISI 431
Spring	17-7PH
Handle	Aluminium Alloy

Ball Lock Pins 620 Metric Series

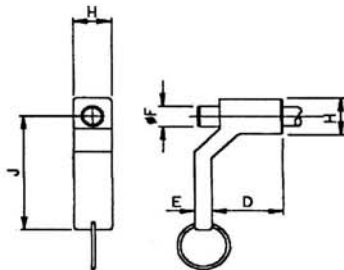
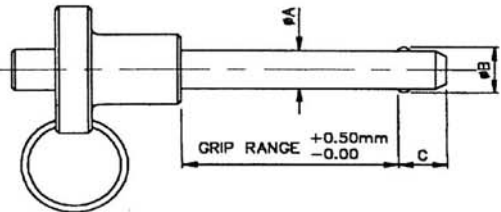
Stainless steel single-acting ball lock pin. Positive locking until released by a push button, which moves the centre spindle forward to allow the locking balls to retract.



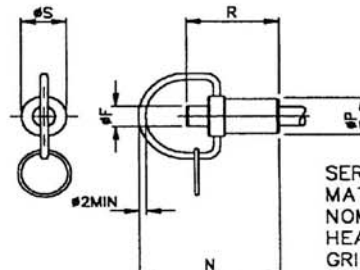
BUTTON HANDLE "B"



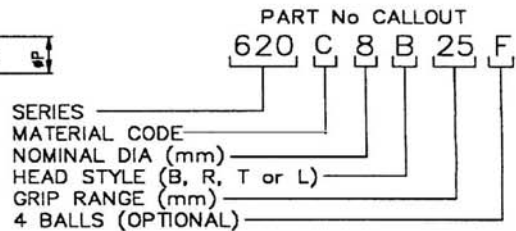
T HANDLE "T"



L HANDLE "L"



RING HANDLE "R"



620 Series (dimensions in mm)

Nom Dia.	ØA +0.00 -0.04	ØB ±0.25	C ±1.0	D Max	E Max	ØF ±0.25	G ±1.0	H Max	J ±1.0	K Min	L Min	ØM ±0.5	N Max	ØP ±0.25	R Max	ØS ±0.25	Double Shear* daN	Hole Dia.	
																		Max	Min
6	5.96	6.98	7	20	4.8	6.4	45	11	36	23.74	12.5	20	40	11	26.4	12.70	3632	6.10	6.00
8	7.96	9.43	8	20	4.8	6.4	45	11	36	23.74	12.5	20	40	11	26.4	12.70	6472	8.10	8.00
10	9.96	11.86	9	22	4.8	8.0	52	14	40	25.40	15.5	25	47	14	27.7	15.87	10177	10.12	10.00
12	11.96	14.45	10	27	6.5	11.1	58	18	45	27.17	18.5	34	57	18	35.5	19.05	14718	12.12	12.00
14	13.96	16.94	12	27	6.5	11.1	58	18	45	27.17	18.5	34	57	18	35.5	19.05	20094	14.12	14.00
16	15.96	19.00	14	30	8.5	11.5	66	24	50	31.75	24.0	40	57	22	37.4	20.62	26307	16.12	16.00
18	17.96	20.91	16	30	8.5	11.5	66	24	50	31.75	24.0	40	57	22	37.4	20.62	33257	18.17	18.00
20	19.96	24.08	17	33	8.5	15.0	66	24	50	31.75	28.5	46	57	24	37.4	31.11	41129	20.17	20.00
22	21.96	26.49	19	37	8.5	17.8	78	31	55	36.50	32.0	55	67	26	41.7	31.11	49835	22.17	22.00
24	23.96	27.74	21	42	8.5	17.8	78	31	55	40.90	37.5	55	67	31	46.5	31.75	59250	24.17	24.00
25	24.96	30.94	22	42	8.5	17.8	78	31	55	43.18	37.5	55	67	31	48.5	31.75	64395	25.25	25.00

*Double shear values are given in daN as indication and should be confirmed by application trial.



**SPECIALTY
FASTENERS &
COMPONENTS LTD**