

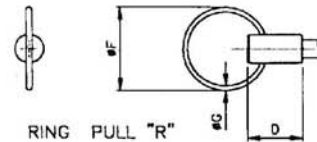
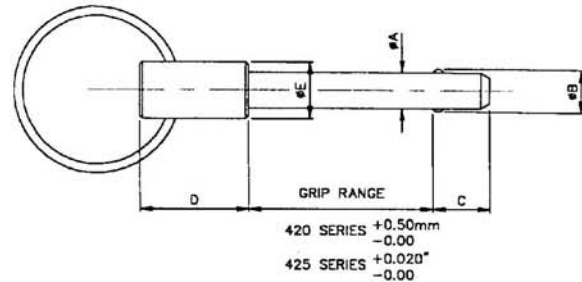
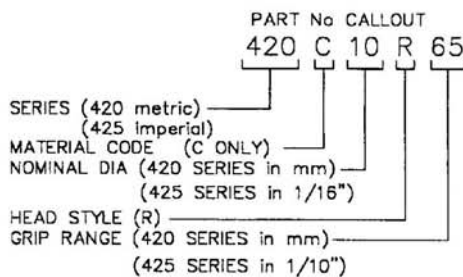
420 and 425 Series Detent Pins



MADE TO
ORDER

Detent Pins 420 & 425 Series

Stainless steel detent pin with a ring handle and solid shoulder. End pointed for easy insertion with twin sprung balls for simple push to insert and pull to remove.



425 Series (dimensions in inches)

Nom Dia.	ØA +0.000 -0.003	ØB Min	C Min	Double Shear* daN	Hole Dia.	
					Max	Min
3/16	0.187	0.200	0.330	2320	0.194	0.190
1/4	0.248	0.280	0.345	4140	0.254	0.250
5/16	0.308	0.360	0.360	6480	0.317	0.313
3/8	0.373	0.430	0.390	9270	0.379	0.375
7/16	0.435	0.495	0.470	12600	0.443	0.438
1/2	0.498	0.570	0.515	16560	0.505	0.500
9/16	0.560	0.645	0.595	20700	0.568	0.563
5/8	0.623	0.720	0.670	25875	0.630	0.625
3/4	0.748	0.860	0.750	37125	0.757	0.750
7/8	0.873	1.100	0.860	50625	0.882	0.875
1	0.998	1.160	0.985	66150	1.010	1.000

QUICK RELEASE PIN MATERIAL CODES	
Material Code	'C'
Pin Body	Stainless Steel AISI 431 heat treated to Rc.40

420 Series (dimensions in mm)

Nom Dia.	ØA +0.00 -0.08	ØB Min	C Max	D ±0.5	ØE Max	ØF Max	ØG Min	Double Shear* daN	Hole Dia.	
									Max	Min
6	5.96	6.68	9.5	18	9.5	28	2	3630	6.10	6.00
8	7.96	9.13	9.5	18	11.5	28	2	6470	8.10	8.00
10	9.96	11.56	10.5	21	13.5	28	2	10180	10.12	10.00
12	11.96	14.15	12.5	21	15.5	28	2	14720	12.12	12.00
14	13.96	16.64	14.5	21	17.5	28	2	20090	14.12	14.00
16	15.96	18.70	15.5	23	19.5	38	3	26300	16.12	16.00
18	17.96	20.61	18.0	23	21.5	38	3	33260	18.17	18.00
20	19.96	23.75	18.0	23	23.5	38	3	41130	20.17	20.00
22	21.96	26.14	22.0	28	25.5	38	3	48840	22.17	22.00
24	23.96	27.39	22.0	33	27.5	38	3	59250	24.17	24.00
25	24.96	30.54	24.0	33	28.5	38	3	64400	25.25	25.00

*Double shear values are given in daN as indication and should be confirmed by application trial.

T: + 44 (0)1803 868677 • F: + 44 (0)1803 868678

E: sales@specialty-fasteners.co.uk

W: www.specialty-fasteners.co.uk

SPECIALTY
FASTENERS &
COMPONENTS LTD