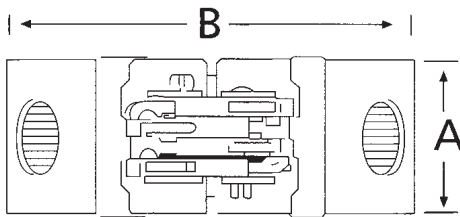


Full Connectors (see diagram A)

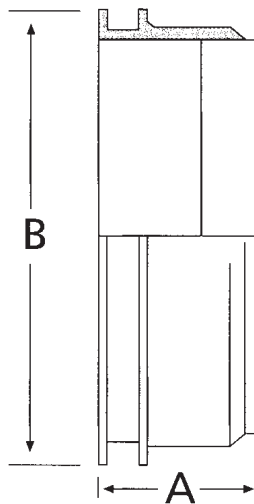
-W991 Series-

Tube O.D. Size	Aluminium		Seal Size per MS 33666	Dimensions	
	Part No.	Wt Lbs		A Max	B Max
1/2	W991-8DE	.034	-015	.739	.851
5/8	W991-10DE	.036	-017	.739	.976
3/4	W991-12DE	.043	-117	.829	1.156
1	W991-16DE	.052	-214	.923	1.432
1-1/4	W991-20DE	.058	-218	.923	1.682
1-1/2	W991-24DE	.062	-222	.923	1.952
1-3/4	W991-28DE	.070	-224	.923	2.211
2	W991-32DE	.083	-226	.989	2.505
2-1/2	W991-40DE	.097	-230	.989	2.996
3	W991-48DE	.144	-234	.989	3.554
3-1/2	W991-56DE	.176	-238	.989	4.088
4	W991-64DE	.201	-242	1.002	4.596

Full Connectors (Diagram A) W991 -Less Ferrules-



Weld Ferrule (Diagram B) W903B



(E.&O.E)

Weld Ferrule (see diagram B)

-W903B Series-

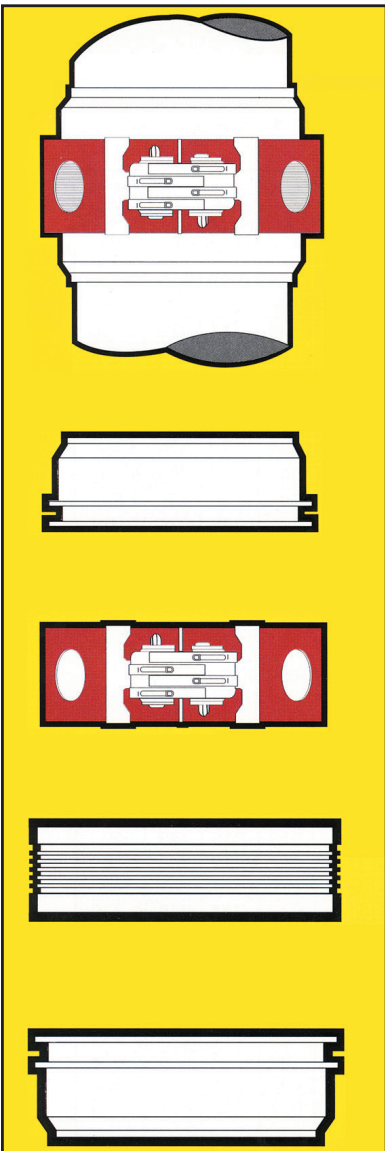
Tube O.D. Size	Aluminium		Seal Size	Dimensions	
	Part No.	Wt Lbs		A Max	B Max
1/2	W903B8D	.010	-015	.749	.689
5/8	W903B10D	.012	-017	.749	.814
3/4	W903B12D	.016	-117	.783	.994
1	W903B16D	.022	-214	.838	1.270
1-1/4	W903B20D	.027	-218	.838	1.520
1-1/2	W903B24D	.033	-222	.838	1.790
1-3/4	W903B28D	.038	-224	.838	2.040
2	W903B32D	.047	-226	.854	2.313
2-1/2	W903B40D	.058	-230	.854	2.813
3	W903B48D	.069	-234	.854	3.313
3-1/2	W903B56D	.081	-238	.854	3.822
4	W903B64D	.092	-242	.854	4.328



The Wiggins W900 Series of Clamps

The W900 Series of Clamps have been developed to meet the exacting specifications of the Aerospace Industry. Wiggins Clamps combine lightness with strength, the qualities associated with alloys. Wiggins Clamps eliminate the necessity of heavy, untidy hose and hose clips, this in turn saves assembly time. The unique design of the Clamp allows for the 8° of angular mis-alignment and also 6,35mm total axial movement with the rigid pipe/tube assemblies. This again cuts down the assembly time associated with conventional methods of flexible and rigid pipework installations. Wiggins range has numerous and diverse applications in Race, Rally, Fighting vehicle, Aerospace, Marine and Industrial markets with the benefits of time saving, lightness, strength and flexibility.

A range of ancillary products are available to compliment the range of Clamps. These include Non Return Valves and Filters which have been designed to be mounted within the Clamp Assembly, thus providing quick and easy access to Valve or Filter. The benefits of this system are time and weight saving and accessibility.



Performance Data in Accordance with MIL-C-22263

Working Pressure:

125 PSI - Smaller size clamps may have a substantially higher working pressure.

MINIMUM BURST PRESSURE:

375 PSI

TEMPERATURE:

To 160°C depending on primarily on 'O' Ring material

FLEXIBILITY:

8° total angular flexibility (-4° per tube end centre line).

AXIAL MOVEMENT:

6,35 mm total axial movement.

ELECTRICAL CONTINUITY:

Conforms to M1L-B-5087 class 'S' (less than 1 OHM).

SEALS:

'O' Ring material selected from application information.
Viton - standard material.